



## A Framework for Attack Patterns Discovery in Honeynet Data

*By*

**Olivier Thonnard, Marc Dacier**

*Presented At*

The Digital Forensic Research Conference

**DFRWS 2008 USA** Baltimore, MD (Aug 11<sup>th</sup> - 13<sup>th</sup>)

DFRWS is dedicated to the sharing of knowledge and ideas about digital forensics research. Ever since it organized the first open workshop devoted to digital forensics in 2001, DFRWS continues to bring academics and practitioners together in an informal environment. As a non-profit, volunteer organization, DFRWS sponsors technical working groups, annual conferences and challenges to help drive the direction of research and development.

**<http://dfrws.org>**

# *A FRAMEWORK FOR ATTACK PATTERNS' DISCOVERY IN HONEYNET DATA*



August 13<sup>th</sup>, 2008

*Olivier Thonnard*

**Royal Military Academy**

Polytechnic Faculty

Belgium

[olivier.thonnard@rma.ac.be](mailto:olivier.thonnard@rma.ac.be)


*Marc Dacier*

**Symantec Research Labs**

Sophia Antipolis

France

[marc\\_dacier@symantec.com](mailto:marc_dacier@symantec.com)



# *Outline*

1. Introduction
  - Problem and research context
2. Honeynet-based network forensics
  - Attack patterns discovery
3. Proposed solution
4. Experiments
  - Honeynet time series analysis
  - Results of the clique-based clustering
5. Conclusions and Future Work

# *1. Introduction*

The problem

Research context

# *The problem*

- Improve our understandings of certain network threats observed on the Internet
  - Get insights into global attack phenomena
  - Learn more about the *modus operandi*
- To achieve this, we seek to analyze Internet threats at a global strategic level
  - Enable a « Network Situational Awareness » (Yegneswaran, Barford, Paxson in HOTNETS '05)

# *Our approach*

1. We want to *discover attack patterns* from large real-world attack datasets:
  - Groups of attack traces sharing important similarities
  - No rigid, pre-defined attack signatures
    - Not so helpful with polymorphic and 0-day attacks
2. We seek to systematically *draw knowledge* from those attack patterns



# Research Context



- The WOMBAT Project
  - Worldwide Observatory of Malicious Behaviors and Attack Threats
  - EU-FP7 - <http://www.wombat-project.eu>

## Project coordinator:

France Telecom R&D (FR)

## Partners from:

Institut Eurecom (FR)

Technical University Vienna (AT)

Politecnico di Milano - Dip. Elettronica e  
Informazione (IT)

Vrije Universiteit Amsterdam (NL)

Foundation for Research and Technology (GR)

Hispasec (ES)

Research and Academic Computer Network (PO)

Symantec Ltd. (IE)

Institute for Infocomm Research (SG)



# Research Context



- Objectives of WOMBAT
  - Aims at providing new means to understand the existing and emerging threats that are targeting the Internet economy and the net citizens
- To reach this goal: three main workpackages
  1. Data acquisition and sharing of security related datasets
  2. Data enrichment with threat context information
  3. Threats analysis: *root cause* identification and understanding of attack phenomena under scrutiny

→ The focus of this work



## *2. Honeynet-based forensics*

Leurre.com honeynet

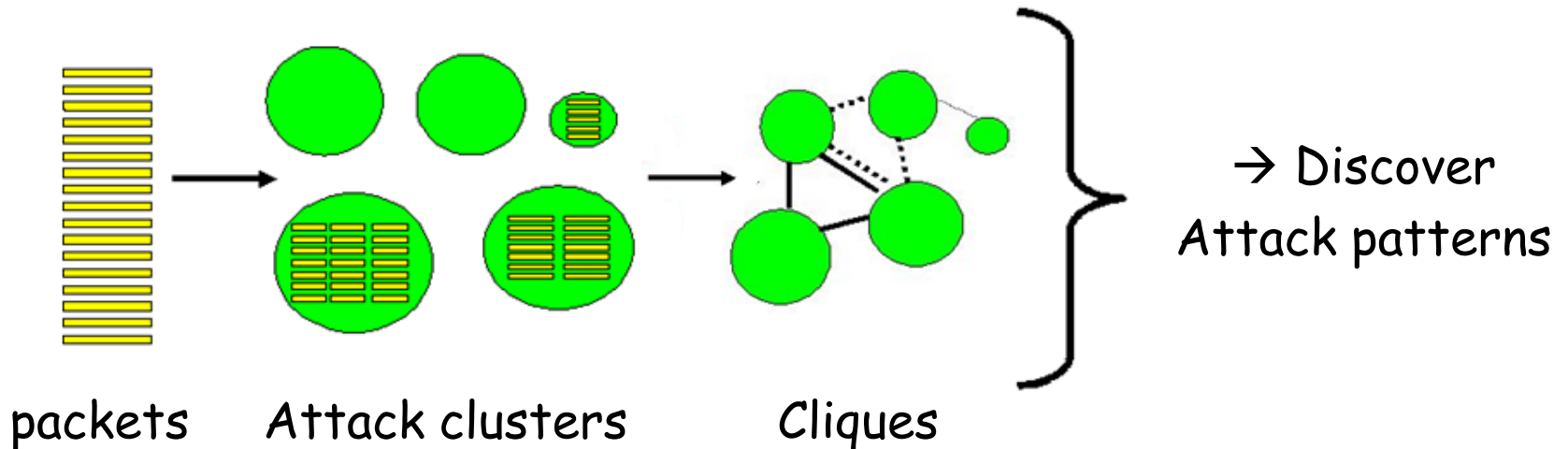
Attack patterns

# Leurre.com HoneyNet

- Global distributed honeynet (<http://www.leurrecom.org>)
  - +50 sensors distributed in more than 30 countries worldwide
- Same configuration for all sensors
  - 3 low-interaction honeypots based on *honeyd*
  - 2 x Win2K and 1 x RedHat7.3
- The collected traffic is:
  - Enriched with contextual information (Geo, reverse-DNS, etc)
  - Parsed and uploaded into an Oracle DB
- All partners have full access (for free) to the whole DB

# Honeynet-based forensics

- Analyze honeynet traces by means of data mining techniques, in two different steps:
  1. Raw packets → Attack clusters (« fingerprints »)
  2. Attack clusters → discovery of *attack patterns*



# Step 1: Attack clusters

- Some *Leurre.com* definitions:
  - A *source* = an IP address that targets a honeypot platform on a given day, with a certain port sequence.
  - Every source is attributed to an “*attack (cluster)*” based on its network characteristics<sup>(\*)</sup>:
    - targeted port sequence,
    - #packets,
    - #bytes ,
    - attack duration,
    - average packet IAT, and
    - attack payload (Levenshtein)



Attack tool  
↓  
*Fingerprint(s)*

(\*) F. Pouget, M. Dacier, **Honeypot-Based Forensics**. AusCERT Asia Pacific Information technology Security Conference 2004.

## *Step 2: Attack patterns discovery*

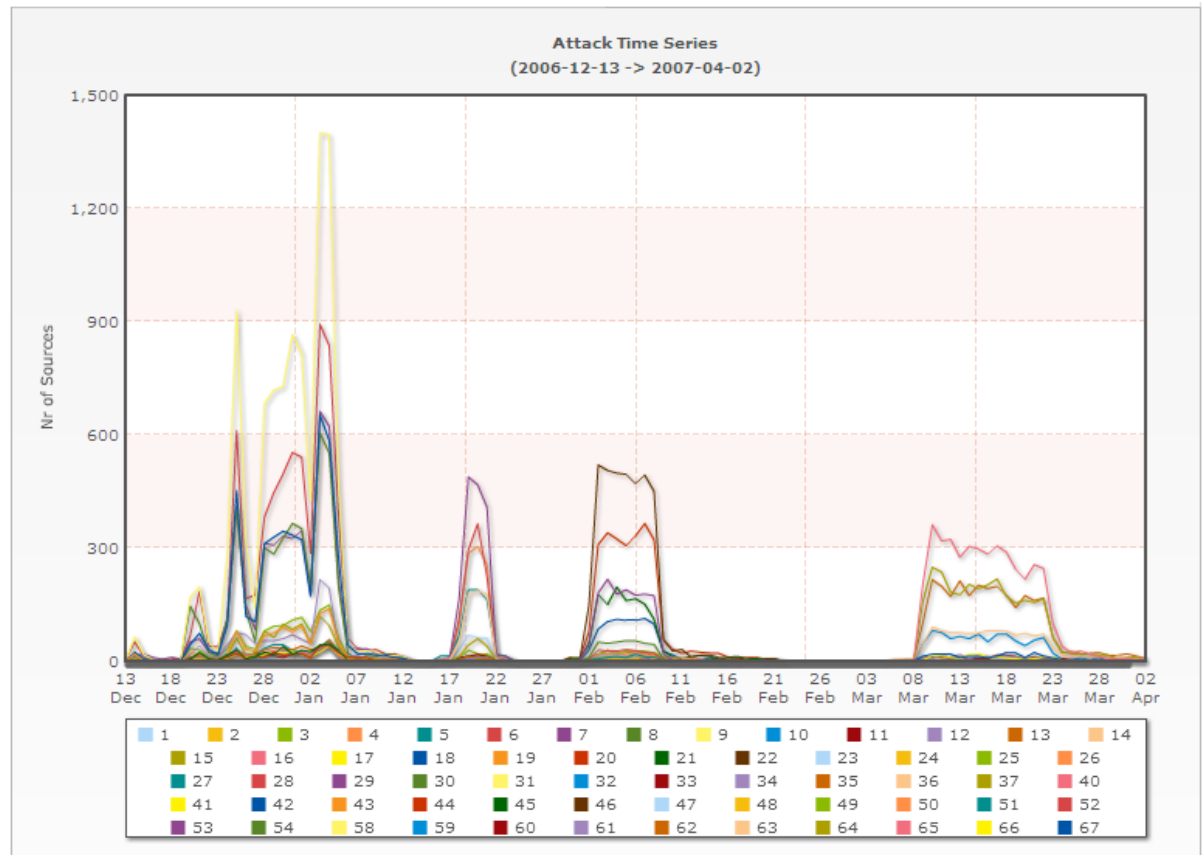
- We use the attack fingerprints to discover *patterns* shared by a group of attacks, by using a data mining process:
  - *Objects* = attack (fingerprints)
  - *Clustering parameter* = selected *attack feature*
- In this work:
  - Clustering parameter → *Attack time series*
    - = aggregated source count by day for a given attack on a given platform

# Attack time series

## Attack

## port sequences:

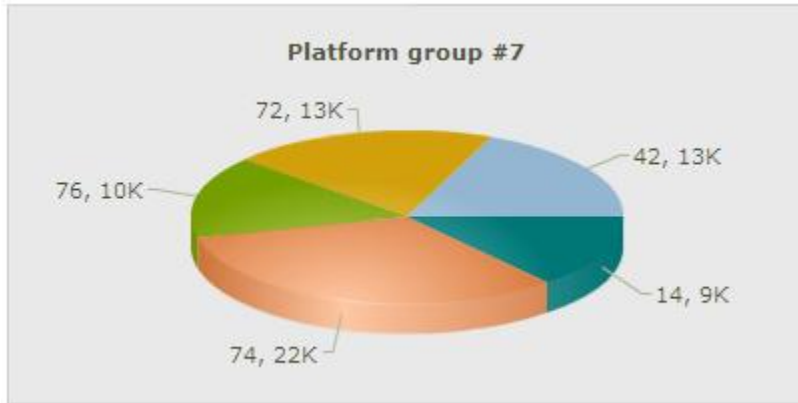
- I
- I-445T
- I-445T-139T
- I-445T-80T



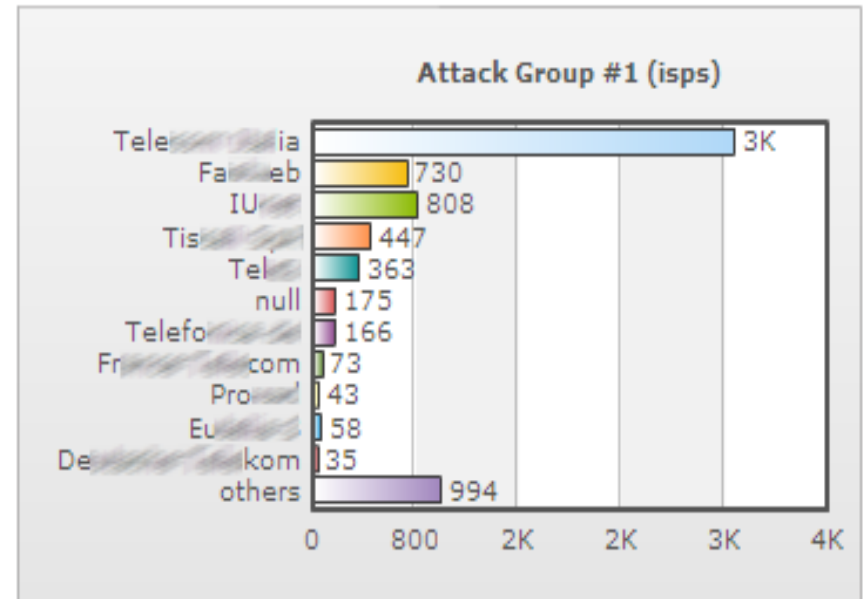
# *Some other attack features for patterns discovery*

- Attackers' characteristics
  - Countries of origin
    - Identify localized botnets
    - Identify "safe harbors" for cybercriminals
  - ISP's and Subnets of origin
    - "uncleanliness" of certain networks
- Targeted sensors

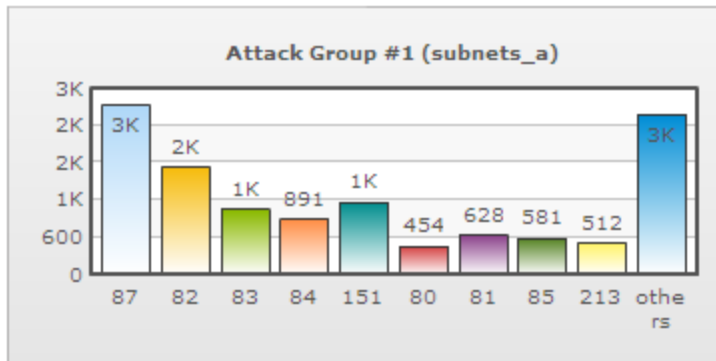
# Some other patterns...



Targeted platforms



ISP's of origin



Subnets of origin



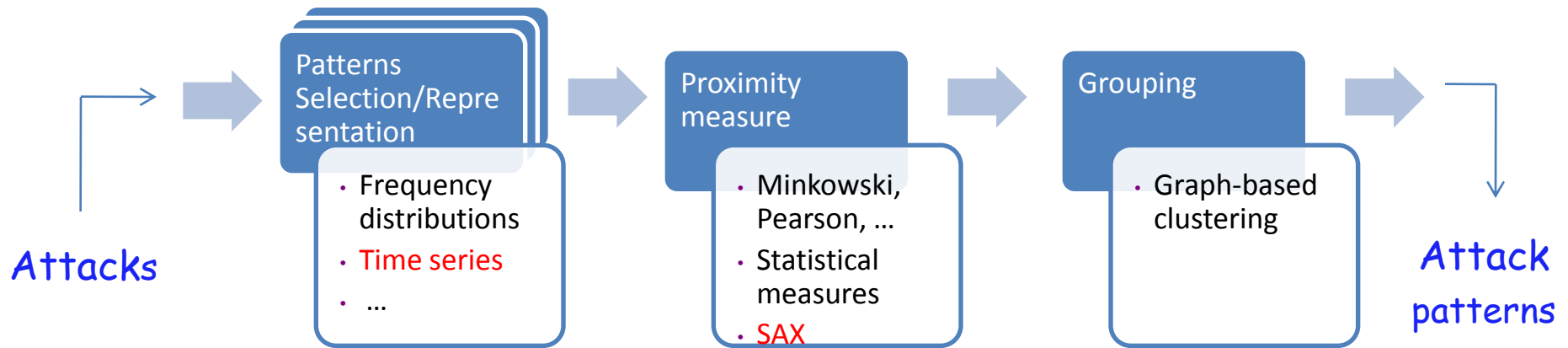
## *3. Proposed solution*

Method overview

Clique-based clustering

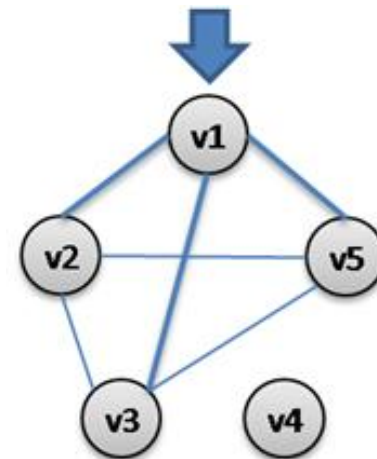
# Method overview

- Basically a KDD application.



# Grouping step

- Graph-theoretical formulation
  - The vertices = data objects (e.g. the attack time series)
  - The edges = similarity relationships
- Clique-based clustering
  - Extraction of *(maximal) cliques*, or complete sub-graphs
  - Greedy algorithm based on the quality of the cliques.

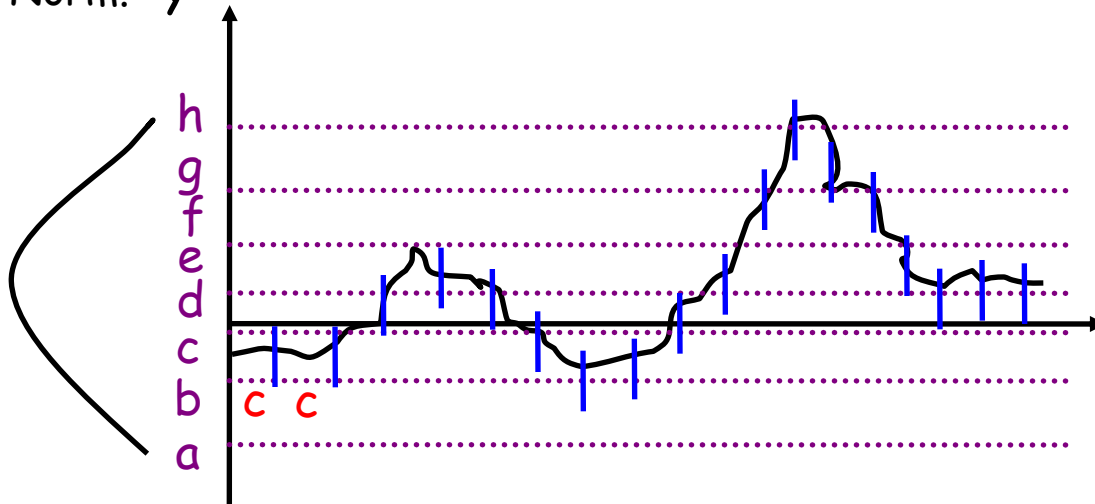


Transitive  
distance

# S.A.X.

- Symbolic aggregate approximation
  - Per segment, it attributes the mean value to a *symbol*
  - Provides a lower-bounding distance between 2 strings
  - Needs some adaptation to fit to non-Gaussian signals (especially for skewed distributions)

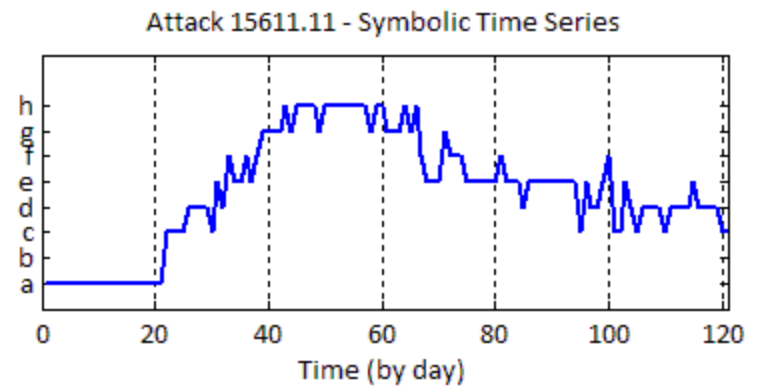
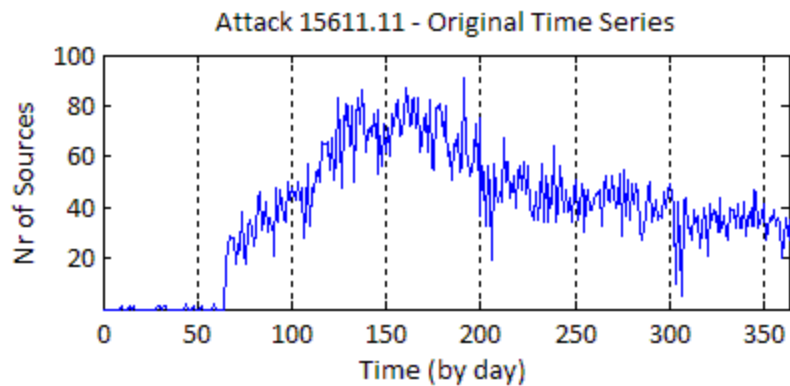
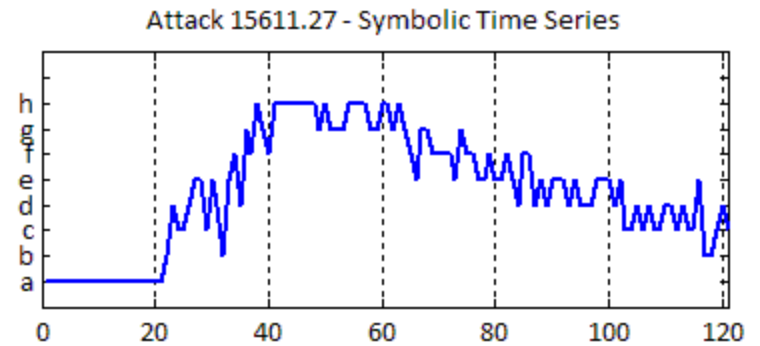
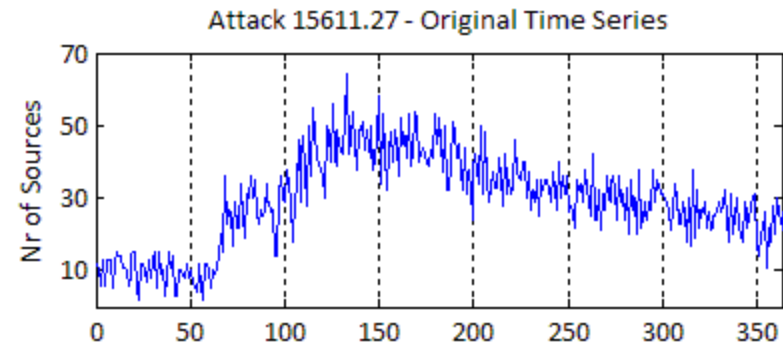
Z-score  
Norm.  $y^*$



ccdeedccdefghgfeee

# S.A.X.

- An example



# *4. Experiments*

Honeynet Environment

Experimental results

# *Honeynet environment*

- *Leurre.com* dataset used for the experiments
  - Data collected with 44 platforms, located in 22 different countries and IP subnets
  - Period: Sep 1st, 2006 → Jan 1st, 2008 (486 days)
  - Raw data volume: ~27 GB (1,738,565 distinct sources)
- 1268 attack time series, each composed of 486 days
  - Selected on basis of a source volume criterion (at least one peak of activity with min. 10 sources)
  - Corresponds to ~85% of the total traffic data

# Cliques results overview

- We observe only three broad classes of activities:
  - Continous activities (33%)
  - Sustained bursts (12%)
  - Ephemeral spikes (6%)

Classes of Activities	Nr of Cliques	Nr of Time Series	Nr of Sources	Main Port Sequences	Plausible Root Causes
Continuous	19	58 (4.6%)	581,136 (33.4%)	1026U 1027U 1028U  I 139T 445T  1434U  135T  I	Scam on Messenger Svc Classical worms (Allaple.B, Slammer) Continous scan
Sustained Bursts	24	107 (8.4%)	204,336 (11.8%)	I 445T 139T  5900T and  1433T  2967T,  2968T  445T	Large botnet activity Multi-headed worm Sustained scan activities
Ephemeral Spikes (Epiphenomena)	109	554 (43.7%)	98,610 (5.7%)	6644T,  17838T,  6769T  5168T,  53842T,  12293T  6211T,  50286T,  9661T  135T,  139T,  445T  2967T,  2968T  1025T,  80T,  1433T  5900T,  5901T  4662T,  4672T	Ephemeral probes on unusual high TCP ports  Targeted scans on common Windows ports (NetBios, Symantec, RPC, VNC, etc)  Misconfigurations (P2P)
Inconsistencies or misclassifications	12	36 (2.8%)	25,716 (1.5%)	135T,  139T,  445T  1433T	Background noise on common services

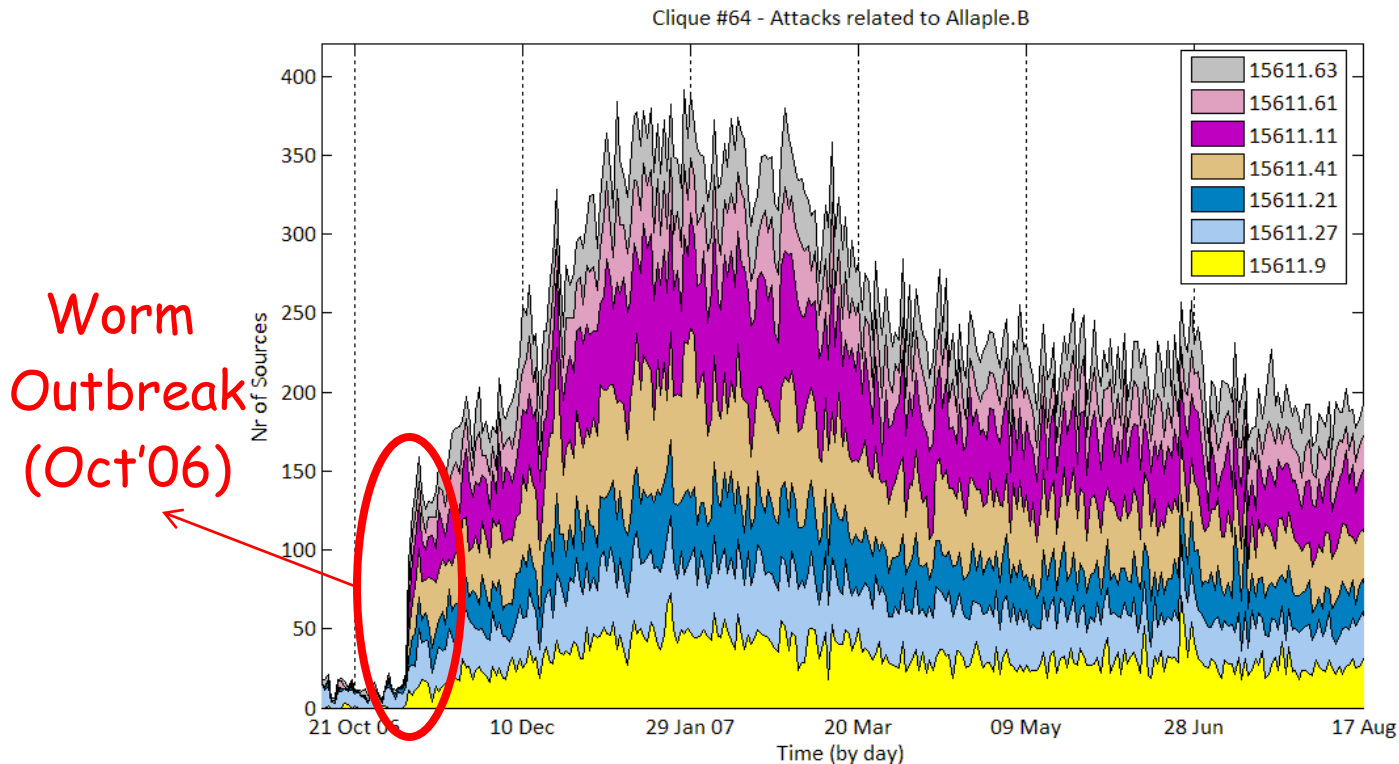


# Continuous activity

A clique of attacks observed on 7 different sensors, targeting:

|I, ||139T, and ||139T|445T

(root cause: **W32/Allapple.B**)

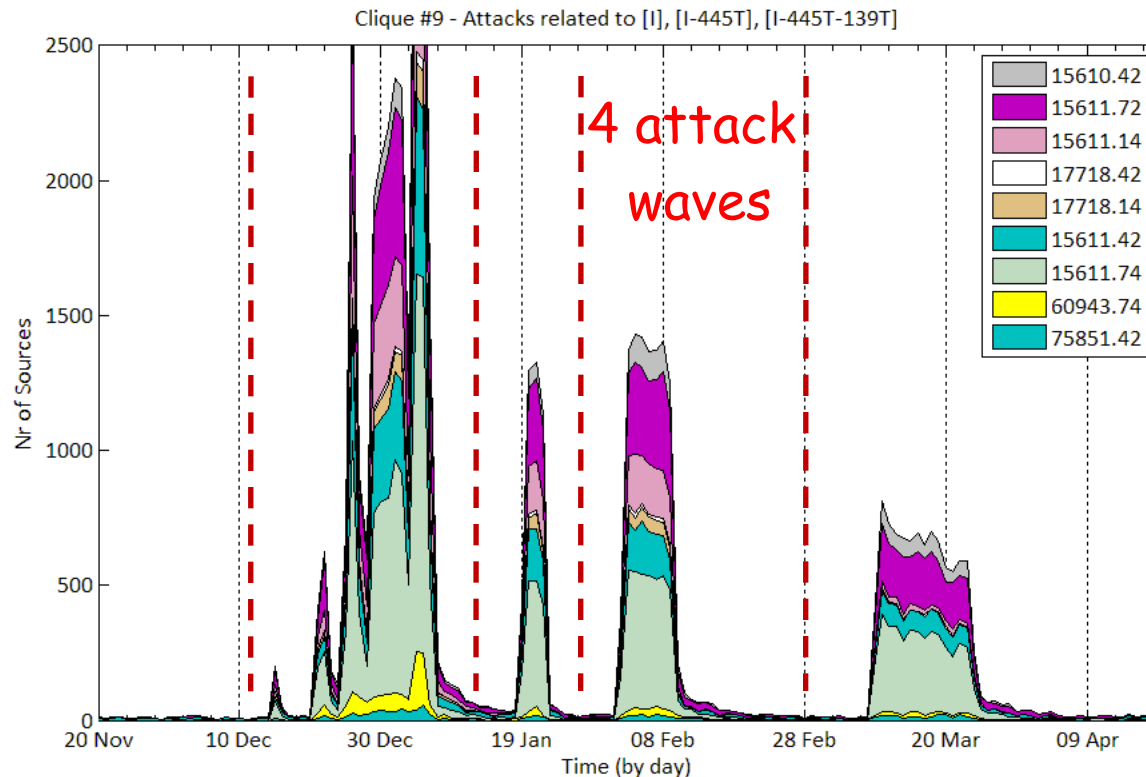


# Sustained Bursts

A clique of attacks observed on 3 different sensors, targeting:

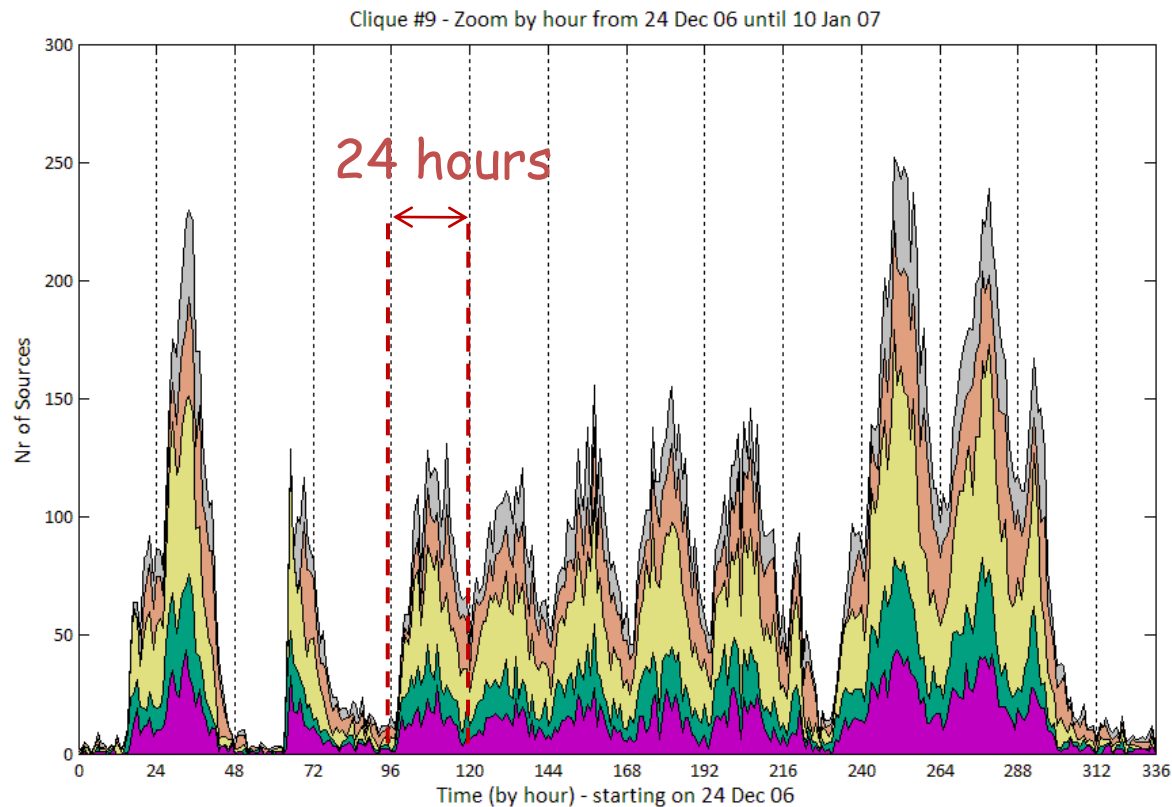
|I, ||445T, ||445T|139T and ||445T|80T

(presumed root cause: *botnet propagation*)



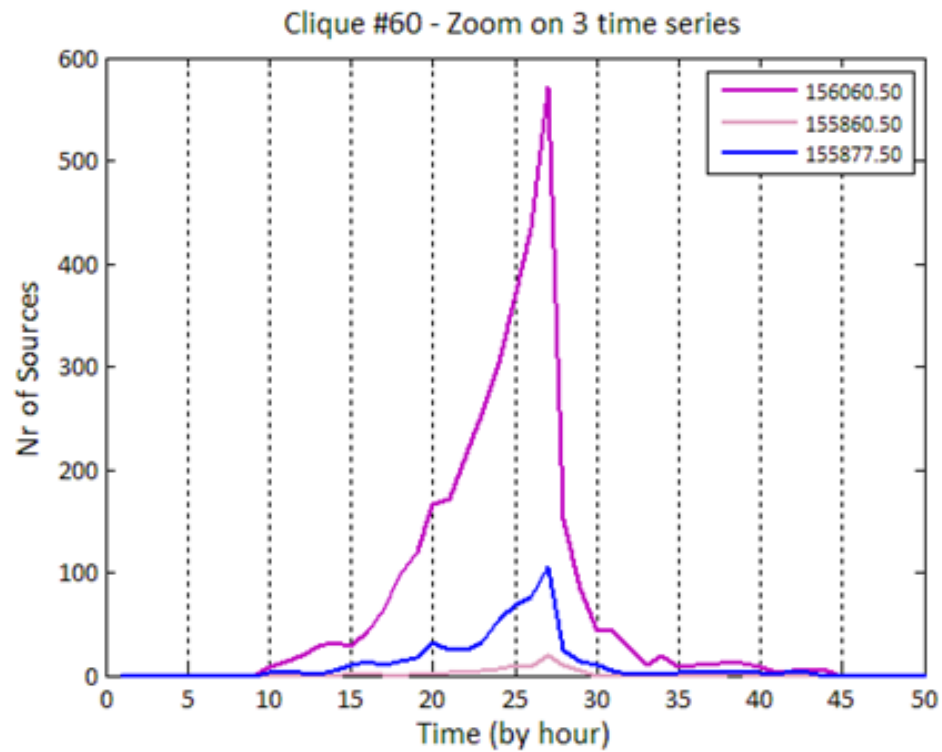
# *Sustained burst:* *A zoom on the 1<sup>st</sup> wave*

- Time frame: 24 Dec until 10 Jan
- Time granularity: 1 hour



# *Ephemeral Spikes*

**A clique of attacks observed on a single sensor, targeting:  
|6769T (root cause: ??)**



## *5. Conclusions*

Strengths / limitations

Future directions

# *Strengths of the framework*

- Can discover any sort of attack pattern via **attack trace similarity**
  - Rather than via rigid signatures
- Resistant to *polymorphic* attack tools
- Can produce concise, high-level summaries of attack traffic, which deliver much more insights into global attack phenomena and their *modus operandi*

# *Some limitations*

- Currently, no information is *automatically* provided regarding the type of attack, i.e.:
  - Botnet or worm propagation?
    - We look to implement some techniques to separate botnet, worm and misconfigurations within attack events.
  - Name or family of the botnet / worm / malware ?
    - Recently we've upgraded our threats collection infrastructure with controlled high-interaction honeypots based on **SGNET (\*)**
    - **SGNET = ScriptGen + Nepenthes + Argos + Anubis + VirusTotal**

(\*) Corrado Leita and Marc Dacier. **SGNET: a worldwide deployable framework to support the analysis of malware threat models.**  
(EDCC 2008, Lithuania)

# *Future work*

- Botnet / worm patterns separation
- Integration of other *relevant* attack features:
  - Malware characteristics (e.g. from **SGNET** traffic)
  - External contextual information
    - IP Data from other projects (Shadowserver, EmergingThreats, SpamHaus, ...)
- Combination of many different attack features
  - Generation of higher-level “**concepts**” describing real-world phenomena
    - A concept is similar to a hyperclique
  - Knowledge engineering based on extracted concepts



# *Thank you.*

Any question?

If you'd like to join *WOMBAT* or *Leurre.com* projects,  
please do not hesitate to contact us:

Engin Kirda: [engin.kirda@eurecom.fr](mailto:engin.kirda@eurecom.fr)

Marc Dacier: [marc\\_dacier@symantec.com](mailto:marc_dacier@symantec.com)

Olivier Thonnard: [olivier.thonnard@rma.ac.be](mailto:olivier.thonnard@rma.ac.be)

